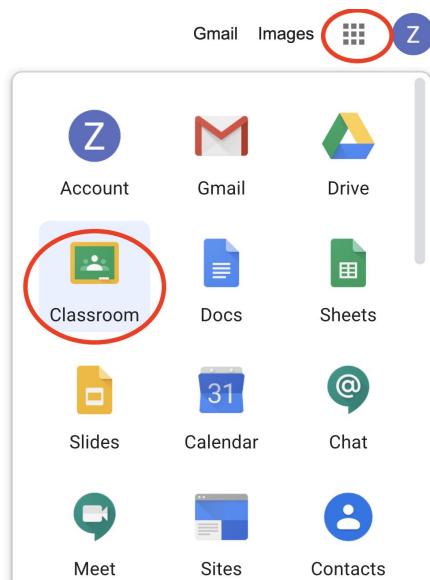
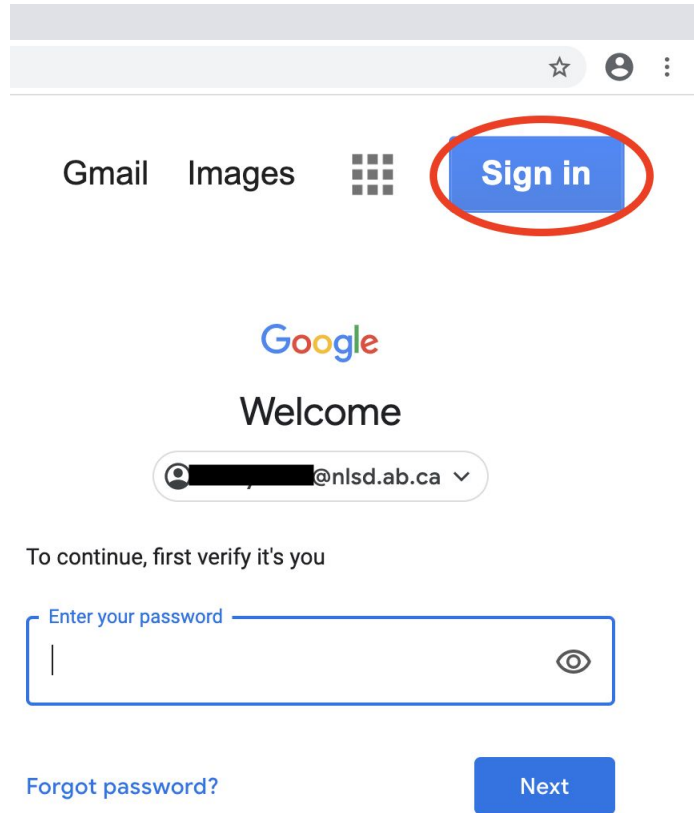


How to Check your Child's Google Classroom

1. Go to google.ca/ and click **Sign In**

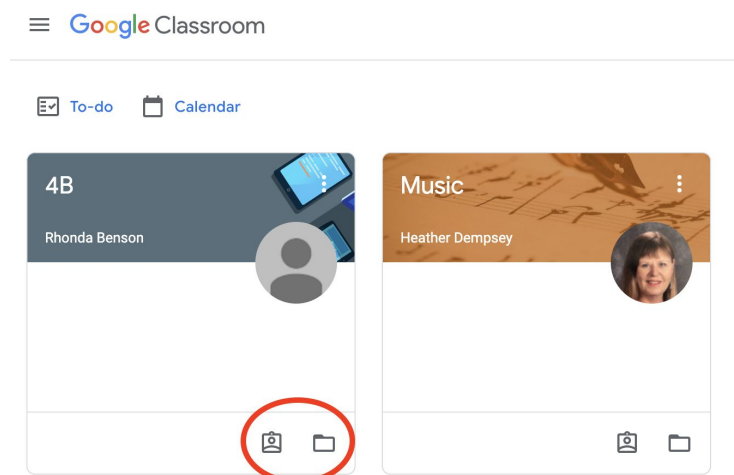
2. Your child's login name is their email address, which is their First name, Last name Initial, and the last 3 digits of their Alberta Student Number (ASN) followed by our school division's domain. An example is JohnD789@nlsd.ab.ca

3. Enter your child's password, which is their complete 9 digit Alberta Student Number (ASN).



4. Click on the tile with 9 grey squares on the upper right corner. It will open up a selection menu.

5. Choose the icon with the green chalkboard - Classroom.



6. Choose from one of the classroom choices that applies to your current homeroom or course. If there are no posted assignments, contact your teacher via email for assistance.